

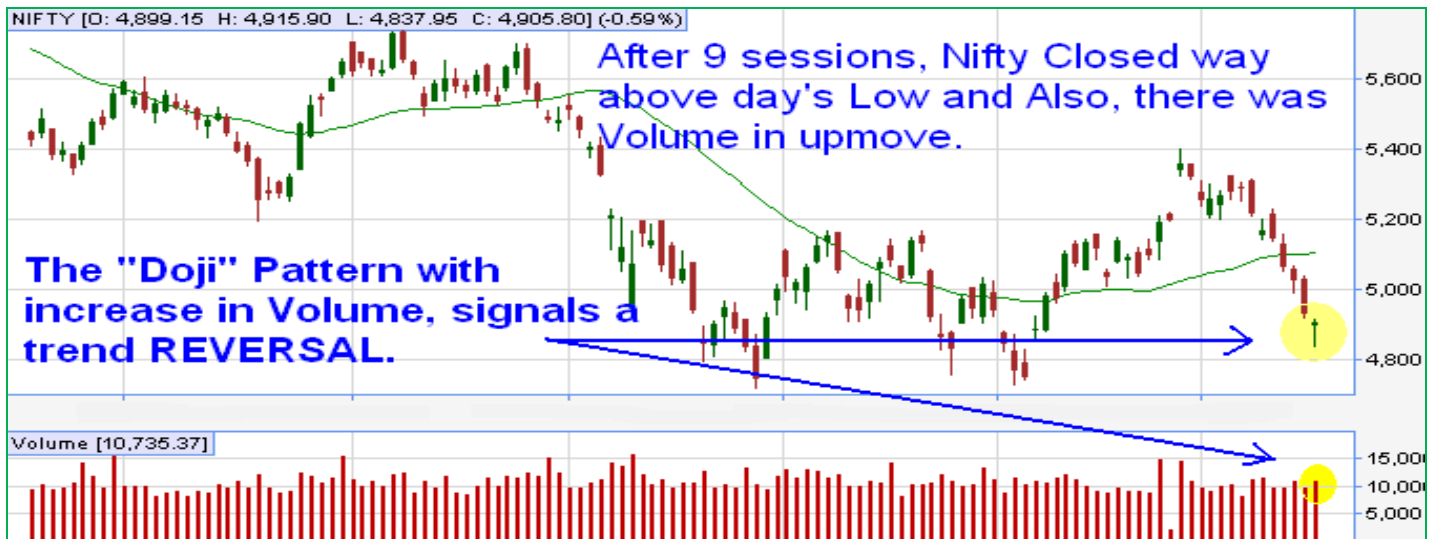
Week 14-18 Nov 2011

Date: 19 November 2011

Last Week, we expected a range bound consolidation, but range was broken downside led by Bearish Global & Local News. However, SILVER Lining is emerging, with positive News like Falling Food Inflation in India, Falling Industrial Commodity Prices Globally etc.

Friday's "DOJI" pattern suggests, there can be Trend Reversal, as Volumes increased when market saw late recovery.

Nifty DAILY Charts (Last 6 Months Data)

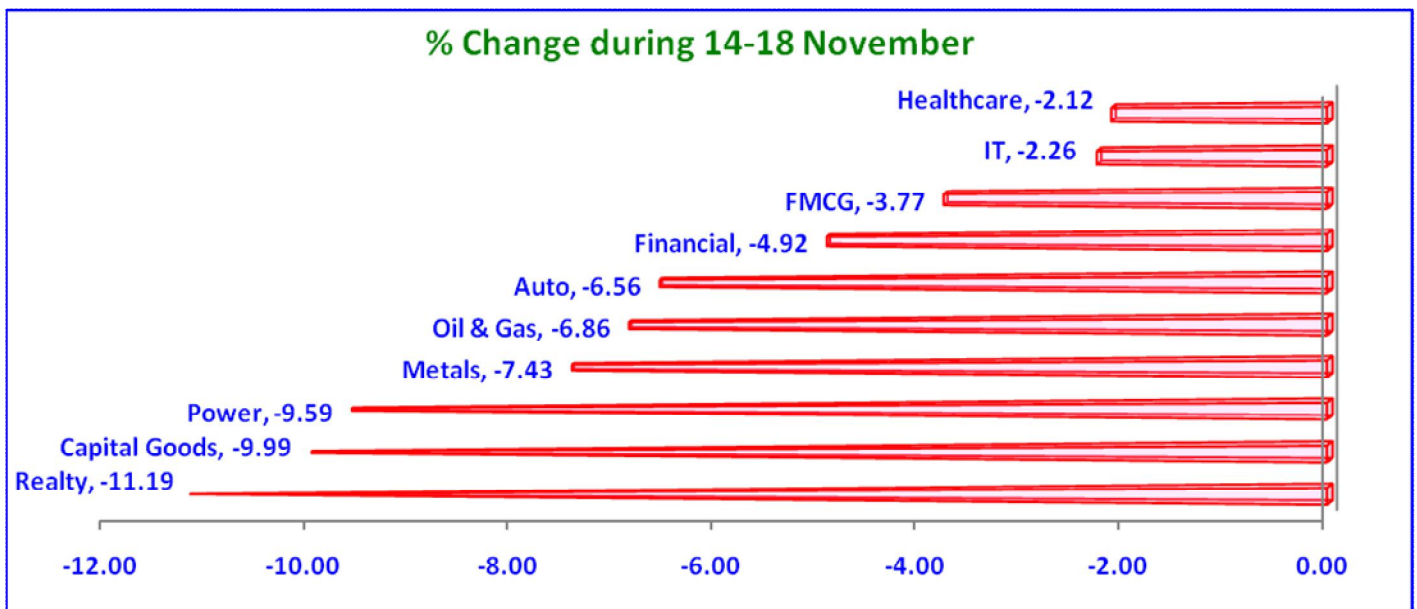


Key Levels for Next Week

Support: 4850-4800-4750

Resistance: 4950-5000-5050 (Nifty 3 Months/63 DMA @ 5039)

Sectoral Moves during the Week

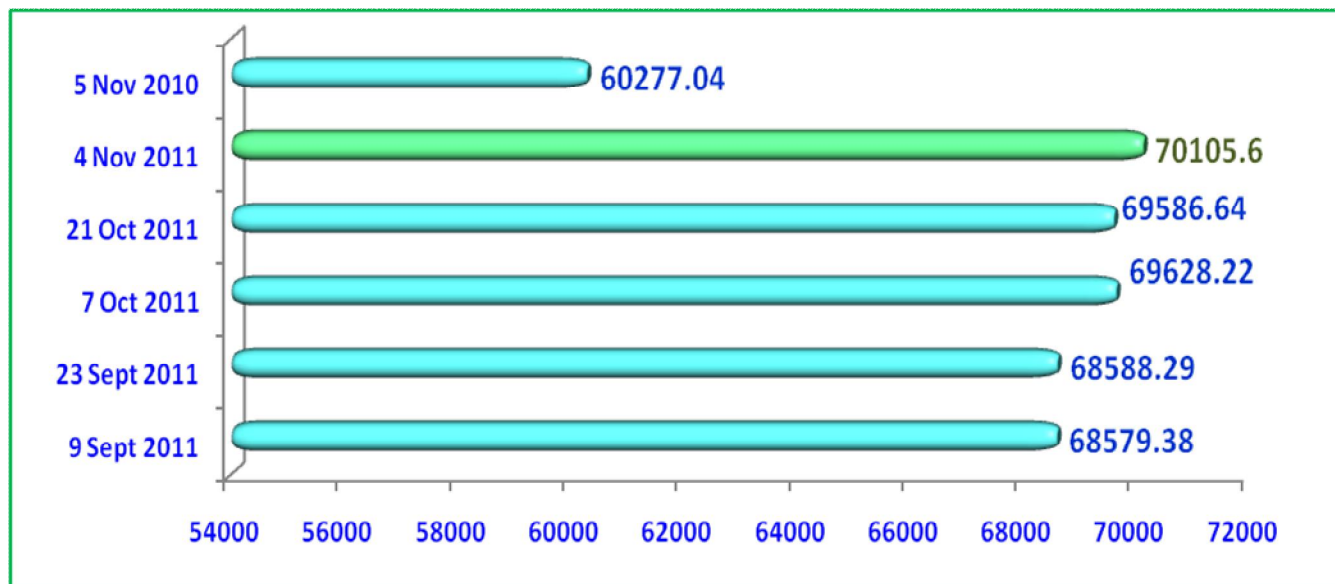




Weekly Snapshot



Money Supply Data is published Fortnightly (15 Days), Money Supply M3 (INR Billion)



Next Week Stock Watch: Corporate Action

BSE Code	Scrip	Date	Purpose	(Rs.)
532282	Amtek India-\$	21-Nov-11	BONUS 1:1	-
511218	Shriram Trans	21-Nov-11	Interim Dividend	2.5
522113	Timken India	21-Nov-11	Interim Dividend	20
531978	Ambika Cotton	22-Nov-11	Interim Dividend	2
500378	Jindal Saw	22-Nov-11	Scheme of Arrangement	-
532725	Solar Inds	22-Nov-11	Interim Dividend	5
503806	SRF	22-Nov-11	Interim Dividend	7
520155	ABG Infra	23-Nov-11	Interim Dividend	5
524084	Monsanto India	23-Nov-11	Interim Dividend	10
506197	Bliss GVS	24-Nov-11	Interim Dividend	0.35
533154	INFINITE	24-Nov-11	Interim Dividend	4
524820	Panama Petro	24-Nov-11	Interim Dividend	3
512257	SVARTCORP	24-Nov-11	Interim Dividend	0.1
522122	Voith Paper-\$	24-Nov-11	Dividend	3



Good Reward Strategy : Buy Good Company, with all Bad Sentiments

For many years, FMCG Sector remained out of fancy, People felt, cheaper unorganized sector, duplicity etc. are issues that will hurdle the organized industry. Smart Money accumulated the BLUE CHIPS, where are ITC, HUL, Colgate etc. today..?

About 15 Months back, Telecom was beaten out of Shape on concerns of slow growth in Mobile connections, 2G Scams etc., smart money went into these and today when Internet, Mobile based Business, DTH etc. in boom time, where are BLUE CHIPS like Bharti & Idea...?

6 Months back, IT scrips were hammered on all sorts of bad news, but after better than expected Q2 results, where are INFY, TCS, WIPRO etc.

There are all sorts of bad sentiments in Financial sector. BLUECHIPS like SBI, AXIS, PNB, IDFC, PFC, ICICI Bank etc. are presently trading at valuations of Mid-Caps. When Inflation falls to 5-6% in about a year's time and Interest rates also start to cool off, what will be the value of these giants..??

Energy & Metal scrips are also in sell of mode, as there are global concerns on commodities. Scrips like RIL, SAIL, Tata Steel, Hindalco etc. are at decent valuations. Nations like US have planned huge expenditure on Infrastructure that can boost demand for industrial commodities, the companies and scrips have much better days ahead.

Engineering Giants like LT, BHEL are beaten out of shape, even tough, they have delivered good numbers. Strong Pull Back is due anytime.

Investors should focus on heavy weights BLUECHIPS, as when there is upmove, they will be the leaders and in case of corrections, they will Hold On/Fall lesser than Mid-Caps/Penny scrips.

On Friday, NIFTY has given Trend Reversal signal "Doji". And there is gap of 4 points left between Thursday 17 Nov low of 4919 and Friday 18 Nov High of 4915. On Monday, if market closes above 4960 and does not fall below 4920, there can be "ISLAND REVERSAL" which is Strong BULL Move signal.

For Internal Private Circulation Only

Disclaimer: The information provided in the document is from publicly available data and other sources, which we believe are reliable. It also includes analysis and views expressed by our research team. The report is purely for information purposes and does not construe to be investment recommendation/advice. Investors should not solely rely on the information contained in this document and must make investment decisions based on their own investment objectives, risk profile and financial position. Efforts are made to try and ensure accuracy of data however, Shri Parasram Holdings Pvt. Ltd. and/or any of its affiliates and/or employees shall not be liable for loss or damage that may arise from any error in this document. This document is not for public distribution and should not be reproduced or redistributed without prior permission.



Weekly Snapshot



Shri Parasram Holdings Pvt. Ltd.

SEBI Regn. No. NSE: INB/INF/INE- 230814036, BSE INB/INF 010814037, USE:INE 270814036, MCX-SX No. INE 260814037, PMS-INP000002718, NSDL DP ID-IN302365, CDSL DP ID-58200. AMFI Regd No ARN 35616,

Shri Parasram Commodities Pvt. Ltd.

FMC Regn. No. -NCDEX/TCM/CORP/0572, MCX/TCM/CORP/0828,

For Further Information Please Contact at:

Parasram House,
B-7 Nimri Shopping Centre, Bharat Nagar,
Ashok Vihar IV, Delhi – 110052 (India)
+91.11.47000000
Visit us @ www.parasramindia.com